

**OUTPATIENT
DIAGNOSTIC
CENTER**



**Medical Imaging
Ordering Guide**


HUNTSVILLE | MADISON | ATHENS | DECATUR



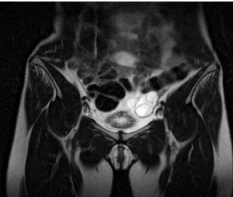
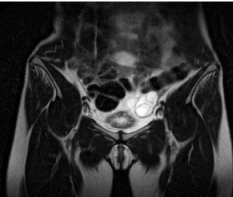
P: 256.534.5600




www.ODAlabama.com

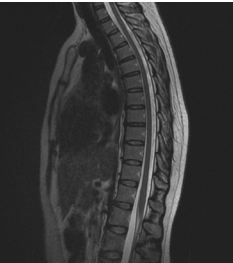

F: 256.532.2420

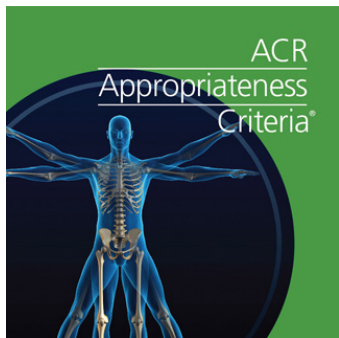
MRI | CT | ULTRASOUND | 3D MAMMOGRAPHY | FLUOROSCOPY | X-RAY | BONE DENSITY

| Area of Concern | Body Part | Reason for Exam | | | Patient Prep | Contrast | Procedure to Pre-Auth | Code |
|--|---|--|---------------------|--------------|--|--|----------------------------|-------|
| Head  | Brain | Trauma / Stroke / CVA | Alzheimer's | TIA | None | No | MRI Brain w/o contrast | 70551 |
| | | Mental Status Change | Confusion | Dizziness | | | | |
| | | Memory Loss | Dementia | Headaches | | | | |
| | | Tumor / Mass / Cancer | Vertigo | Bell's Palsy | None | Yes | MRI Brain w & w/o contrast | 70553 |
| | | Cranial Nerve Lesions | Syrinx | HIV | | | | |
| | | Vascular Lesions (AVM) | Visual Change | Infection | | | | |
| | | Acoustic Neuroma | Elevated Prolactin | Hemorrhage | | | | |
| | | Multiple Sclerosis | Pituitary Lesion | IAC | | | | |
| | Neurofibromatosis | Hearing Loss | Mass | | | | | |
| | MRA Brain (COW) Cerebral Arteries | Aneurysm, Family hx Aneurysm Hemorrhage | TIA Stroke / CVA | None | No | MRA Brain w/o contrast | 70544 | |
| MRV Brain | Venous Thrombosis | | None | No | MRV w/o contrast | 70544 | | |
| Orbits | Trauma | | | None | No | MRI Orbits/ Face/ Neck w/o | 70540 | |
| | Graves Disease | Pseudotumor | | None | Yes | MRI Orbits/ Face/ Neck w & w/o contrast | 70543 | |
| | Exophthalmos / Proptosis Vascular Lesions (Hemangioma) | Tumor / Mass / Cancer / Mets | | | | | | |
| Neck | Infection Pain | Tumor / Mass / Cancer / Mets Vocal Cord Paralysis | None | Yes | MRI Orbits/ Face/ Neck w & w/o contrast | 70543 | | |
| MRA Neck / Carotids | Stroke / CVA TIA | Bruit Abnormal Doppler or Dizziness | None | Yes | MRA Neck w & w/o contrast | 70549 | | |
| Chest | Brachial Plexus | Brachial Plexus Injury | Nerve Avulsion | None | Yes | MRI Brachial Plexus w & w/o contrast | 71552 | |

| Area of Concern | Body Part | Reason for Exam | Patient Prep | Contrast | Procedure to Pre-Auth | Code |
|--|-----------------------------|---|--|----------|---------------------------------|------------------------------|
| Abdomen and Pelvis | Abdomen: General | Tumor / Mass / Cancer / Mets Abdominal Pain | None | Yes | MRI Abdomen w & w/o contrast | 74183 |
|  | MRA Abdomen | Renal Artery Stenosis Mesenteric Arterial Ischemia Hypertension | None | Yes | MRA Abdomen w & w/o contrast | 74185 |
| | Abdomen: Liver | Post Embolization Hemangioma Hepatoma Hepatitis Cirrhosis Increased LFTs | None | Yes | MRI Abdomen w & w/o contrast | 74183 |
|  | MRCP: Biliary | Biliary Obstruction Abnormal Enzymes | NPO 4 Hours | Yes | MRI Abdomen w & w/o contrast | 74183 |
| | | Stones | | No | MRI Abdomen w/o contrast (MRCP) | 74181 |
|  | Renal / Kidneys | Hematuria Abnormal Finding Renal Mass - Cyst or Solid Transitional Cell Carcinoma of Kidney | None | Yes | MRI Abdomen w & w/o contrast | 74183 |
| | | Adrenal | Adrenal Mass or Lesion Pheochromocytoma | None | Yes | MRI Abdomen w & w/o contrast |
|  | Pancreas | Pancreatitis Increased LFT's Painless Jaundice Pancreas Mass Cholangiocarcinoma Ampulla Evaluation PSC (Primary Sclerosing Cholangitis) | None | Yes | MRI Abdomen w & w/o contrast | 74183 |
| | MRA Pelvis | Femoral Arteries | None | Yes | MRA Pelvis w & w/o contrast | 72198 |
|  | Pelvis Soft Tissue: General | Tumor / Mass / Cancer / Mets Abscess Decubitus Ulcer | None | Yes | MRI Pelvis w & w/o contrast | 72197 |
| | | Pain Trauma | Tendon Tear Muscle Tear | None | No | MRI Pelvis w/o |
| | Pelvis Soft Tissue: GYN | Fibroid Pre-Post Fibroid Embolization Adenomyosis Infertility Ovarian Mass Endometrioma | None | Yes | MRI Pelvis w & w/o contrast | 72197 |


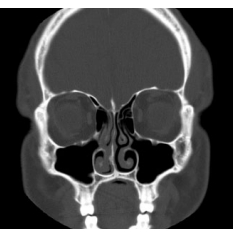


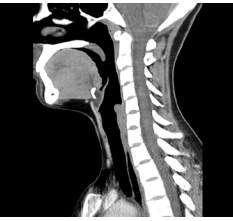
| Area of Concern | Body Part | Reason for Exam | | Patient Prep | Contrast | Procedure to Pre-Auth | Code |
|---|--------------------------------|---|-------------------------------|--------------|----------|----------------------------------|-------|
| Musculoskeletal | Bony Pelvis | Fracture | Trauma | None | No | MRI --Pelvis w/o contrast | 72195 |
| | | Pain | Muscle/ Tendon Tear | | | | |
| | | Tumor/ Mass/ Cancer/ Mets | | | | | |
| | | Osteomyelitis | Septic Arthritis | None | Yes | MRI Pelvis w & w/o contrast | 72197 |
|  | Extremity -Non Joint | Stress Fracture | Fracture | None | No | MRI Non Joint Upper Extremity | 73218 |
| | Hand | Muscle/Tendon Tear | | | | MRI Non Joint Lower Extremity | 73718 |
| | Arm | Abscess | Myositis | None | Yes | MRI --Non Joint w & w/o contrast | |
| | Humerus | Ulcer | Morton's Neuroma | | | | |
| | Leg | Fasciitis | Osteomyelitis | | | | |
| | Femur | Cellulitis | Soft Tissue Tumor/ Mass/ Mets | | | | |
| | Foot | | | | | | |
| | | | | | | | |
|  | Extremity -Joint | Arthritis | Meniscal Tear | None | No | MRI --Joint w/o contrast | |
| | | Avascular Neucrosis (AVN) | Muscle Tear | | | | |
| | Upper | Stress Fracture | Ligament Tear | | | | |
| | Wrist | Internal Derangement | Cartilage Tear | | | | |
| | Elbow | Pain | Labral Tear | | | | |
| Shoulder | Ostochondritis Dessicans (OCD) | | | | | | |
|  | Lower | Abscess | Inflammatory Arthritis | None | Yes | MRI --Joint w & w/o contrast | |
| | Ankle | Ulcer | Osteomyelitis | | | | |
| | Knee | Cellulitis | Septic Arthritis | | | | |
| | Hip | Fasciitis | Tumor/ Mass/ Mets | | | | |
| | | Myositis | | | | | |
| Arthrogram | Joint | Labral Tear | | None | | FL Shoulder Arthrogram | 23350 |
| | | <i>Ordered in addition to MRI - Can order CT in conjunction should the patient have contraindications for MRI</i> | | | | FL Hip Arthrogram | 27093 |
| | | | | | | FL Wrist Arthrogram | 25246 |




| Area of Concern | Body Part | Reason for Exam | Patient Prep | Contrast | Procedure to Pre-Auth | Code | |
|---|-----------------|---|---|----------|-------------------------------------|---------------------------------|-------|
| Musculoskeletal Spine | Spine: Cervical | Arm/ Shoulder/Neck Pain Disc Herniation Numbness Degenerative Disease Radiculopathy | None | No | MRI Cervical Spine w/o contrast | 72141 | |
| | | Multiple Sclerosis Discitis Syrinx Osteomyelitis Myelopathy Tumor/ Mass/ Cancer/ Mets Post-op hx of back surgery | None | Yes | MRI Cervical Spine w & w/o contrast | 72156 | |
| | | Spine: Thoracic | Back Pain/Trauma Radiculopathy Degenerative Disc Disease Disc Herniation Compression Fracture - no hx of malignancy | None | No | MRI Thoracic Spine w/o contrast | 72146 |
|  | Spine: Thoracic | Discitis Multiple Sclerosis Post-op Fusion Myelopathy Osteomyelitis Tumor/ Mass/ Cancer/ Mets Syrinx Post-op hx of back surgery Compression Fracture- w/ hx of malignancy | None | Yes | MRI Thoracic Spine w & w/o contrast | 72157 | |
| | | Spine: Lumbar | Back/Leg Pain/Trauma Sciatica Degenerative Disease Spondylolithesis Disc Herniation Spinal Stenosis Radiculopathy Compression Fracture - No hx | None | No | MRI Lumbar Spine w/o contrast | 72148 |
| | | Discitis Post-Op-Hx of Back Surgery Osteomyelitis Tumor/ Mass/ Cancer / Mets | None | Yes | MRI Lumbar Spine w & w/o contrast | 72158 | |
|  | Spine: Lumbar | Discitis Post-Op-Hx of Back Surgery Osteomyelitis Tumor/ Mass/ Cancer / Mets | None | Yes | MRI Lumbar Spine w & w/o contrast | 72158 | |





Have a question about what to order?

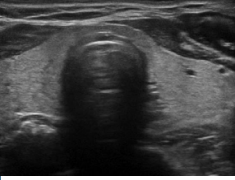


Call to speak with our helpful staff or review the ACR Appropriate Use Criteria at www.acr.org/Clinical-Resources/ACR-Appropriateness-Criteria

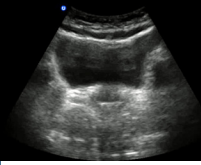
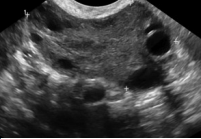
| Area of Concern | Body Part | Reason for Exam | | Patient Prep | Contrast | Procedure to Pre-Auth | Code |
|--|--------------------|---|-----------------------------|--------------|-----------------------------|--|-------|
|  | Brain | Trauma | Hydrocephalus | None | None | CT Head w/o contrast | 70450 |
| | | Memory Loss/Confusion | TIA | | | | |
| | | CVA | Change in Mental Status | | | | |
| | | Stroke/ Bleed | Shunt Check | | | | |
| | | Alzheimer's | Headaches/Dizziness/Vertigo | | | | |
| | | Mass/ Tumor | Metastatic Staging | NPO 2 Hours | IV Contrast | CT Head w & w/o contrast | 70470 |
| | | Infection | HIV | | | (MR Brain may be preferred if patient is able) | |
| | | Meningioma | | | | | |
|  | Orbit | Trauma | Foreign Body | None | None | CT Orbits w/o contrast | 70480 |
| | | Fracture | Bony Abnormalities | | | | |
| | | Graves Disease | Abscess | NPO 2 Hours | IV Contrast | CT Orbits w contrast | 70481 |
| | | Mass | Cellulitis | | | | |
| | | Pain | Swelling | | | | |
|  | Sinus | Sinusitis | Congestion | None | None | CT Sinus w/o contrast | 70486 |
| | | Foreign Body | Nasal Polyps | | | | |
| | | Pain | Deviated Septum | | | | |
| | | Sinus Headache | | | | | |
| | | Mass | | NPO 2 Hours | IV Contrast | CT Sinus w contrast | 70487 |
|  | Face | Trauma | Fracture | None | None | CT Maxillofacial w/o contrast | 70486 |
| | | Pain | Bony Abnormalities | | | | |
| | Tumor/Mass in Face | Infection | NPO 2 Hours | IV Contrast | CT Maxillofacial w contrast | 70487 | |
| | | Swelling | Abscess | | | | |
| | Temporal Bones | Congenital Hearing Loss | Cholesteatoma | None | None | CT Temporal Bones w/o contrast | 70480 |
| | | Tinnitus | Mass in Ear | | | | |
| | | Trauma | | | | | |
|  | Neck | Focal Mass | Dysphagia | NPO 2 Hours | IV Contrast | CT Soft Tissue Neck w contrast | 70491 |
| | | Lymphadenopathy | Goiter | | | | |
| | | Infection | Abscess | | | | |
| | | Lymphoma | Esophageal Cancer | | | | |
| | | Salivary Gland Stone | | None | None | CT Soft Tissue Neck w/o | 70490 |
| Cardiac | Heart | Increased risk for coronary artery disease (CAD)-related events | | None | None | CT Calcium Scoring | 75571 |

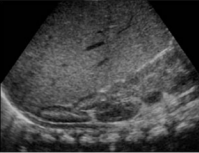

| Area of Concern | Body Part | Reason for Exam | | | Patient Prep | Contrast | Procedure to Pre-Auth | Code |
|---|--|------------------------------|-----------------------------|----------------|--------------|---|--|-------|
| Abdomen/ Pelvis | Abdomen General (From the Lung Bases to the Iliac Crest) | Abdominal Pain | Trauma | | NPO 2 Hours | IV Contrast Oral if BMI <20 or h/o Gastric Bypass | CT Abdomen w contrast | 74160 |
| | | Abnormal US | Mass | | | | | |
|  | Abdomen & Pelvis General (From the Lung Bases to the Pubis) | Neoplasm | Hernia | | NPO 2 Hours | IV Contrast Oral if BMI <20 or h/o Gastric Bypass | CT Abdomen and Pelvis w contrast | 74177 |
| | | Weight Loss | RUQ or LUQ Pain | | | | | |
| | Pelvis General | Abdominal Pain | RLQ & LLQ Pain | Pelvic Pain | NPO 2 Hours | IV Contrast Oral if BMI <20 or h/o Gastric Bypass | CT Pelvis w contrast | 72193 |
| | | Rectal Bleeding | Bloody Stools | Trauma | | | | |
| <i>*To evaluate for kidney stones vs appendicitis, order CT Abd/Pel with contrast ONLY*</i> | | | | | | | | |
| Abdominal Detailed | Liver | Appendicitis | Diverticulosis | Diverticulitis | NPO 2 Hours | IV Contrast Oral if BMI <20 or h/o Gastric Bypass | CT Abdomen w contrast | 74160 |
| | | Nausea / Vomiting / Diarrhea | Hydronephrosis | Hernia | | | | |
|  | Triple Phase Liver | Constipation | Obstruction | IBD | NPO 2 Hours | | CT Abd w & w/o contrast | 74170 |
| | | Renal Transplant | Abnormal US | Weight Loss | | | | |
| | Renal Stone Stone protocol | Staging for Melanoma | Lymphoma | Carcinoid | None | None | CT Abdomen and Pelvis w/o contrast | 74176 |
| | | Mass | Neoplasm | Metastasis | | | | |
| | Renal | Pelvic Pain | Groin Pain | | NPO 2 Hours | IV Contrast | CT Abdomen w & w/o contrast | 74170 |
| | | LLQ or RLQ Pain | Umbilical Hernia | | | | | |
|  | CT Urogram | Abnormal Pelvic US | Trauma | | NPO 2 Hours | IV Contrast | CT Abdomen and Pelvis w & w/o contrast | 74178 |
| | | Pelvic or Adnexal Mass | Ovarian Cancer | | | | | |
| | Adrenal | Hemochromatosis | Increased LFTs | Hepatitis | NPO 2 Hours | IV Contrast | CT Abd w & w/o contrast | 74170 |
| | | Abnormal Abd. US | Cirrhosis | Hepatoma | | | | |
| | Adrenal | Liver Transplant | Jaundice | | NPO 2 Hours | IV Contrast | CT Abd w & w/o contrast | 74170 |
| | | Liver Mass | Hemangioma | | | | | |
| | Renal Stone Stone protocol | Hematuria | Renal Stone | Dysuria | None | None | CT Abdomen and Pelvis w/o contrast | 74176 |
| | | Flank Pain | Low Back Pain | Auria | | | | |
| | Renal | Urinary Frequency | Prostatitis | | NPO 2 Hours | IV Contrast | CT Abdomen w & w/o contrast | 74170 |
| | | Renal Mass | Abnormal Ultrasound | | | | | |
| | CT Urogram | Hematuria, Bladder Mass | Hx Renal Cancer, Renal Mass | | NPO 2 Hours | IV Contrast | CT Abdomen and Pelvis w & w/o contrast | 74178 |
| | | Abnormal Cystogram | Abnormal Renal US | | | | | |
| | Adrenal | Adrenal Mass | | | NPO 2 Hours | IV Contrast | CT Abd w & w/o contrast | 74170 |

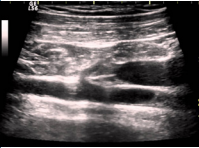
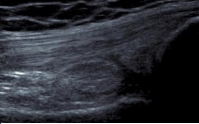
| Area of Concern | Body Part | Reason for Exam | Patient Prep | Contrast | Procedure to Pre-Auth | Code | | |
|--|--|--|---|-------------------------------|---------------------------|-----------------------------------|--|-------|
| CT Angiography | CTA Head | Family hx of Intracranial Aneurysm Cerebral Aneurysm | NPO 2 Hours | IV Contrast | CTA Head w & w/o contrast | 70496 | | |
|  | CTA Neck | Carotid Stenosis Occlusion | NPO 2 Hours | IV Contrast | CTA Neck w contrast | 70498 | | |
| | CTA Chest | Pulmonary Embolus Elevated D Dimer Thoracic Aneurysm | Shortness of Breath Aortic Dissection COVID | NPO 2 Hours | IV Contrast | CTA Chest w contrast | 71275 | |
| | CTA Abdomen | Abdominal Aortic Aneurysm Renal Artery Stenosis Trauma Dissection | Renal Artery Aneurysm Post Stent Grafting Mesenteric Ischemia | NPO 2 Hours | IV Contrast | CTA Abdomen w & w/o contrast | 74175 | |
| General Chest |  | Abnormal CXR Pneumonia Lung Lesion Hemoptysis Sarcoidosis Hilar Abnormality Chest Pain | Abscess Cough Pulmonary Nodule Lymphadenopathy Asbestos Exposure Shortness of Breath | NPO 2 Hours | IV Contrast | CT Chest w contrast | 71260 | |
| | | Lung Nodule Follow up Bony Abnormality Rib Fractures/Trauma | Chronic Cough H/o Chronic Smoking | None | None | CT Chest w/o contrast | 71250 | |
| | | Hi Resolution Chest | Interstitial Disease Fibrosis Bronchiectasis | COPD /Emphysema Asbestoses | None | None | CT Chest w/o contrast Hi Resolution | 71250 |
| | | Low Dose CT for Lung Cancer Screening | 50-80 years of age Asymptomatic (No signs or symptoms of lung cancer) Have a 20 pack year smoking history | None | None | Low Dose CT Lung Cancer Screening | 71271 | |

| Area of Concern | Body Part | Reason for Exam | Patient Prep | Contrast | Procedure to Pre-Auth | Code | |
|--|----------------------------|--|---------------------------|-------------|-----------------------|---|-------------------------|
| Musculoskeletal | Extremities | Pain Arthritis Fracture | Fusion Malunion | None | None | CT w/o contrast Upper Extremity Lower Extremity | 73200 73700 |
| | | Infection Tumor/ Mass/ Cancer/ Mets | (MRI more sensitive) | NPO 2 Hours | IV Contrast | CT w/ contrast Upper Extremity Lower Extremity | 73201 73701 |
|  | Spine | Pain Trauma | Fracture Fusion | None | None | CT w/o contrast Cervical Thoracic Lumbar | 72125 72128 72131 |
| | | Infection Tumor/ Mass/ Cancer/ Mets | (MRI more sensitive) | NPO 2 Hours | IV Contrast | CT w/ contrast Cervical Thoracic Lumbar | 72126 72129 72132 |
|  | Pelvis/ Hips Acetabulum | Pain Fracture Mets/Cancer | Arthritis Bone Lesions | None | None | CT Pelvis w/o contrast | 72192 |
| | | Soft Tissue Mass Tumor/ Mets Abscess | Infection Cellulitis | NPO 2 Hours | IV Contrast | CT Pelvis w/ contrast | 72193 |





| | Area of Concern | Body Part | Reason for Exam | | Patient Prep | Code | |
|---|--|--|---|---|---|---|-------|
|  | Small Parts | Thyroid | Thyroid | Palp Lump Thyroidmegaly (enlarged thyroid) | Swollen Neck/Goiter Elevated TSH | no prep | 76536 |
| | | Head or Neck | Head or Neck Soft tissue | Palp Lump | Lymphadenopathy | no prep | 76536 |
| | | Chest | Chest/Superficially | Palp Lump | | no prep | 76604 |
| | Scrotum w Doppler VASCULAR DUPLEX | Testicles/Inguinal Canal Epididymis/Scrotum Doppler Testicles/Epididymis | Pain- R/O Torsion Palp Lump Infection/Epididymitis/Orchitis | Pain/Swelling/Trauma Enlarged Scrotum | no prep | 76870 | |
|  | Abdomen | Abdomen | Aorta/IVC/Pancreas/Liver GB/CBD/Kidneys/Spleen | Abdominal Pain Elevated Liver Function Test Nausea/Vomiting/Fever Weight Loss Epigastric Pain | Hepato/Splenomegaly Cirrhosis Jaundice Bloating Palpable Mass | NPO 8 hours | 76700 |
| | | RUQ /Liver | Pancreas/Liver/GB/CBD Right Kidney | RUQ Pain/Epigastric Pain Elevated Liver Function Tests | Chest Pain Nausea/Vomiting | NPO 8 hours | 76705 |
| | | Abdomen Limited | Single Organ Abdomen | Splenic Trauma Splenomegaly | LUQ Pain Hernia | NPO 6-8 hrs preferred but not required | 76705 |
|  | Renal | Kidneys/Bladder | Proteinuria Urinary Frequency/UTI Elevated Creatinine | Flank Pain Dysuria Hematuria | HTN | Drink 24oz of water 1 hour prior to exam and do not empty bladder | 76770 |
| | Renal Artery Duplex VASCULAR DUPLEX | Kidneys/Aorta/IVC Doppler Renal/Arcuate Arteries | Uncontrolled Hypertension | Kidney Transplant | | NPO 8 hours. Schedule in am to limit gas | 93975 |
| | Aorta VASCULAR DUPLEX | IVC/Aorta | Family hx of AAA Elevated Cholesterol | Smoker Back Pain | HTN | NPO 8 hours | 76775 |
| | Aorta Screening | IVA/Aorta | Family hx of AAA Men 65-75 who have smoked 100 cigarettes in lifetime. | | | NPO 8 hours | 76706 |

| | Area of Concern | Body Part | Reason for Exam | | Patient Prep | Code |
|--|-------------------------|-------------------------------|---|---|---|-----------------------|
|  | Bladder | Bladder | Urinary Frequency Hematuria Dysuria | Cystitis UTI | Drink 24oz of water 1 hour prior to exam and do not empty bladder | 76857 |
| | Pelvic Transvaginal | Uterus/Ovaries/Bladder/Adnexa | Pelvic/RLQ/LLQ Pain Endometriosis/Cyst Menorrhagia Menometrorrhagia Abnormal Uterine Bleeding | Amenorrhea Torsion Post Menopausal Bleeding Dysmenorrhea Fibroids | 1 hour prior to exam, start drinking 32oz of water. Finish drinking 45 min prior to exam and do not empty bladder | 76856 AND 76830 |
| | | | Transvaginal | Uterus/Ovaries/Adnexa | | |
|  | Pelvic | Uterus/Ovaries/Bladder/Adnexa | Pelvic/RLQ/LLQ Pain Endometriosis/Cyst Menorrhagia Menometrorrhagia Abnormal Uterine Bleeding | Amenorrhea Torsion Post Menopausal Bleeding Dysmenorrhea Fibroids | Drink 32oz of water 1 hour prior to exam and hold it | 76856 |
| | | | | | | |
| Breast/Axilla | Breast Limited | Unilateral Breast (limited) | Nipple Discharge Palp Lump | Focal Pain 6 month f/u Ultrasound | No prep. Performed in lieu of Mammography only in pts <30 | 76642 |
| | Anatomical Intelligence | Bilateral Breasts | Breast Cancer Screening for Dense Breast Tissue | | no prep | 76641 |
| | Axilla | Axilla | Palp Lump | Focal Pain | no prep | 76881 |

| | Area of Concern | Body Part | Reason for Exam | | Patient Prep | Code |
|--|-----------------------|--|------------------------------|----------------------|---|---------|
| Pediatrics  | Pediatric Abdomen | Aorta / IVC / Pancreas / Liver GB / CBD / Kidneys / Spleen | Abdominal Pain | Hepto / Splenomegaly | 6 months or younger– NPO for 4 hrs | 76700 |
| | | | Elevated Liver Function Test | Cirrhosis | | |
| | | | Nausea/Vomiting/Fever | Jaundice | Older than 6 months– NPO for 8 hrs | |
| | Pediatric Pelvis | Uterus/Ovaries/Adnexa | Weight Loss | Bloating | Drink water prior to exam (as much as possible but no less than 24oz) | 76856 |
| Epigastric Pain | | | Palpable Mass | | | |
| Pelvic/RLQ/LLQ Pain | | | Amenorrhea | | | |
| | Pediatric Scrotum | Testicles/Inguinal Canal Epididymis / scrotum Doppler Testicles/Epididymis | Endometriosis / Cyst | Torsion | no prep | 76870 |
| Menorrhagia | | | Polycystic Ovarian Syn. | | | |
| Dysmenorrhea | | | Menometrorrhagia | | | |
| | Early OB or Follow Up | Uterus/Ovaries/Adnexa/ Fetus | Abnormal Uterine Bleeding | Fibroids | no prep | 76801 |
| Size and Dates | | | Bleeding/Cramping | | | |
| Viability | | | Pelvic Pain | | | |
| Obstetrics  | OB Complete 14 wks + | Uterus/Ovaries/Adnexa/Fetus | Size and Date | Assess Fetal Anatomy | no prep | 76805 |
| | Multiple Gestation | Uterus/Ovaries/Adnexa Multiple Fetuses | Viability | | no prep | 76810 |
| | | | Size and Dates | Assess Fetal Anatomy | | |
| | OB limited | Uterus/Ovaries/Adnexa/Fetus | Size and Dates | Assess Fetal Anatomy | Fluid assessment | no prep |
| | | | Viability | | | |

| | Area of Concern | Body Part | Reason for Exam | | | Patient Prep | Code |
|---|---|---|---|--------------------------------|-------------------------|--------------------------|----------------|
| Vascular  | Carotid VASCULAR DUPLEX | Carotid/Vertebral Arteries | Vision Impairment High Cholesterol Dizziness/ Vertigo | Numbness Diabetes Smoker | HTN Bruit CVA/TIA | no prep | 93880 |
| | Venous Lower Ext VASCULAR DUPLEX | Unilateral Leg/Calf Bilateral Leg/Calf | Leg/Calf Swelling or Pain Recent Surgery | Elevated D-dimer DVT | | no prep | 93971 93970 |
| | Venous Upper Ext VASCULAR DUPLEX | Unilateral Arm/Forearm Bilateral Arm/Forearm | Arm Swelling/Pain Recent Surgery | DVT IV placement | | no prep | 93971 93970 |
| | ABI(Ankle/Brachial Index) VASCULAR DUPLEX | Ankle and Arm Pressures | Elevated Cholesterol Smoker | PVD Diabetes | HTN | no prep | 93922 |
| | Arterial Lower Ext VASCULAR DUPLEX | Unilateral Leg/Calf (ABI included) Bilateral Leg/Calf (ABI included) | Leg Pain/Diabetes Elevated Cholesterol | Claudication Smoker | HTN PVD | no prep | 93926 93925 |
| | Arterial Upper Ext VASCULAR DUPLEX | Unilateral Arm Bilateral Arm | Arm Pain Difference in blood pressures (side to side) | Diabetes | Smoker | no prep | 93931 93930 |
| Soft Tissue  | Extremity non-vasc | hand/wrist/elbow foot-ankle/knee/thigh/popliteal fossa | Palpable Mass Arthritis | Pain Baker's Cyst | | no prep OBTAIN PRIORS | 76881 |
| | Extremity non-vasc limited | Any subcutaneous area on an extremity | Palp Lump Pain | Foreign Body Swelling | | no prep | 76882 |

NOTE: MSK Ultrasound is currently not offered at any of our locations. Should you have a specific request and need order guidance, Please call 256-534-5600 to speak with an Ultrasound Technologist.

| Area of Concern | Body Part | Reason for Exam | | | | Views | Code |
|--|-----------------|--|-----------------------------------|-----------|-----------------|--|-------------------------|
|  | Head | Trauma | Fracture | Injury | Foreign Body | Skull Complete MIN 4 views | 70260 |
| | Orbit | Trauma | Fracture | Injury | Foreign Body | Eye Orbits Full Series MIN 4 views | 70200 |
| | Jaw | Trauma | Fracture | Injury | Foreign Body | Mandible Complete MIN 4 views | 70110 |
| | Face | Trauma | Fracture | Injury | Foreign Body | Facial Bone Complete MIN 3 views | 70150 |
| | Sinus | Mass | Congestion | Infection | | Sinuses Complete MIN 3 views | 70220 |
| Chest | Chest | Cough COPD | Chest Pain Shortness of Breath | Asthma | Pneumonia | Chest PA LAT 2 views | 71046 |
| | Ribs | Fracture | | Injury | | Ribs Bilateral MIN 3 views Ribs Unilateral w 1 view chest Ribs Unilateral 2 views | 71110 71101 71100 |
|  | Spine | | | | | | |
| | Cervical Spine | Pain (Injury/Accident/Chronic) Pain (Radicular) Instability / Spondy | | | | AP and LAT– Odontoid 2-3 views AP, LAT and Obliques 4-5 views AP, LAT, FLEX/EXT 6+ views | 72040 72050 72052 |
| | Thoracic Spine | Pain (Injury/Accident/Chronic) | | | | AP, LAT, and Swimmers view | 72072 |
| Abdomen | Lumbar Spine | Pain (Injury/Accident/Chronic) Pain (Radicular) Instability / Spondy | | | | AP and LAT /L5-S1 Spot Film 2-3 views AP, LAT and Obliques MIN 4 views AP, LAT, FLEX/EXT MIN 6 views | 72100 72110 72114 |
| | KUB | Abdominal Pain Constipation | Nausea Diarrhea | Vomiting | | Abdomen 1 view KUB Abdomen 2 views KUB & Upright Acute Abdomen Series - included 1 view chest | 74018 74019 74022 |
| Pelvis | Pelvis | Pain | Trauma or s/p replacement | | | AP Only 1-2 views | 72170 |
|  | Upper Extremity | | | | | | |
| | Clavicle | Pain | Dislocation | Trauma | Fracture | Clavicle Complete | 73000 |
| | Shoulder | Pain | Dislocation | Trauma | Fracture | Shoulder MIN 2 views | 73030 |
| | Upper Arm | Pain | Dislocation | Trauma | Fracture | Humerus MIN 2 views | 73060 |
| | Elbow | Pain | Dislocation | Trauma | Fracture | Elbow 2 views | 73070 |
| | Forearm | Pain | Dislocation | Trauma | Fracture | Radius Ulna 2 views | 73090 |
| | Wrist | Pain | Dislocation | Trauma | Fracture | Wrist Complete MIN 3 views | 73110 |
| | Hand | Pain | Dislocation | Trauma | Fracture | Hand MIN 3 views | 73130 |
|  | Lower Extremity | | | | | | |
| | Pelvis | Pain | Dislocation | Trauma | Fracture | Pelvis 1 or 2 views | 72170 |
| | SI Joints | Pain | Dislocation | Trauma | Fracture | Sacroiliac JT Complete or 3+ views | 72202 |
| | Hip | Pain | Dislocation | Trauma | Fracture | Hip Unilateral 3 views | 73502 |
| | Thigh | Pain | Dislocation | Trauma | Fracture | Femur MIN 2 views | 73552 |
| | Knee | Pain | Dislocation | Trauma | Fracture | Knee 3 views | 73562 |
| | Lower Leg | Pain | Dislocation | Trauma | Fracture | Tib Fib 2 views | 73590 |
| | Ankle | Pain | Dislocation | Trauma | Fracture | Ankle 3+ views | 73610 |
| | Foot | Pain | Dislocation | Trauma | Fracture | Foot Complete MIN 3 views | 73630 |
| Toe | Pain | Dislocation | Trauma | Fracture | Toe MIN 2 views | 73660 | |

Mammography Indications & Order Codes:

3D Mammography (Screening) CPT Code: 77067

Baseline (first mammogram) or annual exam for women ages 40+.

3D Mammography (Diagnostic) CPT Codes: 77066 (Bilateral); 77065 (Unilateral)

For patients who have a breast problem such as: recent abnormal screening exam, focal pain, itching, swelling, palpable lump, discharge, etc. Please add ultrasound to affected breast.

If due for annual screening mammogram, order a bilateral diagnostic mammogram and an ultrasound on the breast with the concern.

- < 30: Ultrasound, followed by mammo (as indicated). Order a bilateral diagnostic mammo and an ultrasound. Radiologist may only image one breast.
- Over age 30: Mammo first, followed by ultrasound. Order a bilateral diagnostic mammogram and an ultrasound. Radiologist may only image one breast.

Male Mammography (Diagnostic) CPT Code: 77067

For male patients over 30 experiencing a breast problem such as: focal pain, itching, swelling, palpable lump, discharge, etc.

Bone Density Indications & Order Codes:

DXA axial bones -hip, pelvis and spine (Screening) CPT Code: 77080

- Age 65 or older
- A woman of menopausal age with risk factors
- Someone who breaks a bone after age 50
- A postmenopausal women under 65 with risk factors

Bone Loss Risk Factors:

- Family history
- Inactive lifestyle
- Eating disorders
- Thin/petite build
- Prolonged hormone therapy
- Prolonged steroid use
- Alcohol abuse
- Tobacco abuse
- Low calcium
- Other medications that may cause bone mineral loss below

Medications that may cause bone loss:

- Synthetic Glucocorticoids (Prednisone)
- Prostate Cancer Drugs (Androgen deprivation therapy)
- Depo-Provera (contraception)
- Anti-seizure Drugs (Tegretol®, Dilantin®, Aromasin®)
- Blood Pressure Drugs
- Prostate (enlarged) (Flomax®)
- Breast Cancer Drugs (Armindex®, Femara®, Aromasin®)
- Heartburn Drugs (Prevacid®, Losec®, Pantoloc®, Tecta®, Pariet® and Nexium®)
- Thyroid Hormone Replacement (Synthroid®, Eltroxin®)
- Mood-altering Drugs (Benzodiazepines)
- Diuretics (Lasix®)

Procedure Preparations

MRI

- NO PACEMAKERS or DEFIBRILLATORS
- If patient has any implanted metal or a condition that may be a contraindication for an MRI, please call and speak with a technologist.
- Patient should bring all documentation regarding stents, devices, and implants to the appointment.
- Patient should upload any documentation regarding implants via My Imaging Link prior to the appointment.
- MRCP: Nothing to eat or drink for 6 hours before the procedure.

CT SCAN

Labs are no longer required as we have onsite creatinine capabilities. If patient is on dialysis, they will need this scheduled within 24 hours of their contrasted CT exam.

If the patient is allergic to CT IV contrast media, they should be scheduled at a facility with emergency services (ODC does not provide emergency services).

WITH contrast:

- Patient should arrive 30 minutes before the procedure.
- Patient should not eat 2 hours before the procedure. Small amounts of water are allowed.
- Patient should take personal medications as needed.

WITHOUT contrast:

- Patient should arrive 15 minutes before the procedure.
- Calcium Score exams: No caffeine and no smoking after midnight.

MAMMOGRAMS

- Patient should know the facility where their previous mammograms were completed and bring copies to their appointment.
- Do not wear any deodorant, perfumes, lotions, or powders.
- It is best to wear two-piece clothing.

ULTRASOUND

ABDOMEN (Gallbladder, Liver, Pancreas & Renal Artery)

- Patient should not eat or drink for 6-8 hours before the procedure.
- Patient should not smoke after midnight the night before procedure.

OB (FIRST TRIMESTER) or PELVIC

- Patient should finish 32oz of water one hour before the procedure.
- First trimester OB & pelvic patients MUST have FULL bladder for exam.

RENAL

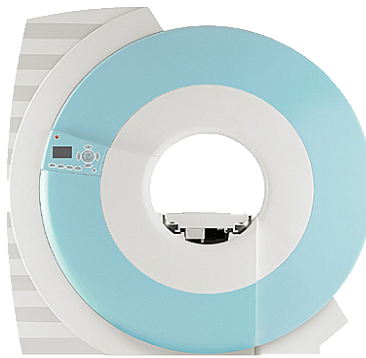
- Patient should be well hydrated and drink only non-carbonated liquids until the procedure.

Huntsville



High Field 1.5T MRI

Athens



High Field 1.5T MRI

Madison



High Field 1.2T Open MRI

Decatur



High Field 1.5T MRI

Weight Limit

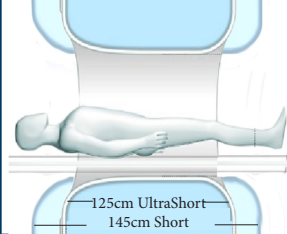
500 pounds

550 pounds

660 pounds

350 pounds

Features



- High field magnet strength produces high quality images
- Wide bore for more patient comfort
- Shorter bore allows head to remain outside for some exams (See graphic to the left)

- High field magnet strength produces high quality images
- Wide bore for more patient comfort
- Ultra-short bore allows head to remain outside for many exams (See graphic to the left)

- High field magnet strength produces high quality images
- Widest patient table (82cm)
- Completely open design provides a less confined exam, ideal for claustrophobic patients

- High field magnet strength produces high quality images
- Wide bore for patient comfort
- Shorter bore allows head to remain outside for some exams (See graphic to the left)

Comfort Benefits

Music, warm blankets, eye covers, ear plugs, pillows, constant contact with a technologist or family member

Authorization Check-list

As a reminder, in addition to complete office notes, a valid order and patient demographics or copy of insurance card is required. A valid order should include: full patient name, patient date of birth, patient phone number, insurance and policy number, provider name, provider signature, diagnosis and exam ordered.

NOTES

Notes should be as comprehensive as possible.

Details outlined in the following sections should be combined for a complete patient note profile.

SYMPTOMS

Always include specific symptoms, even if minor.

EX: unilateral sensory changes, weakness, etc.

SUSPECTED DIAGNOSIS

Indicate if the physician suspects any diagnosis.

If MS is suspected, notes or additional codes are needed due to the survey questions.

RULE-OUT

If trying to rule out a condition, this must be included in the notes provided.

“Rule-out” on the order is not sufficient for authorization.

PAIN MEDICATIONS

Include details on any medications the patient has been prescribed.

PHYSICAL THERAPY

If the patient has completed any physical therapy, provide details of therapy received.

POSSIBILITY OF SURGERY

Indicate if the physician believes there may be a future possibility of needing surgical intervention.

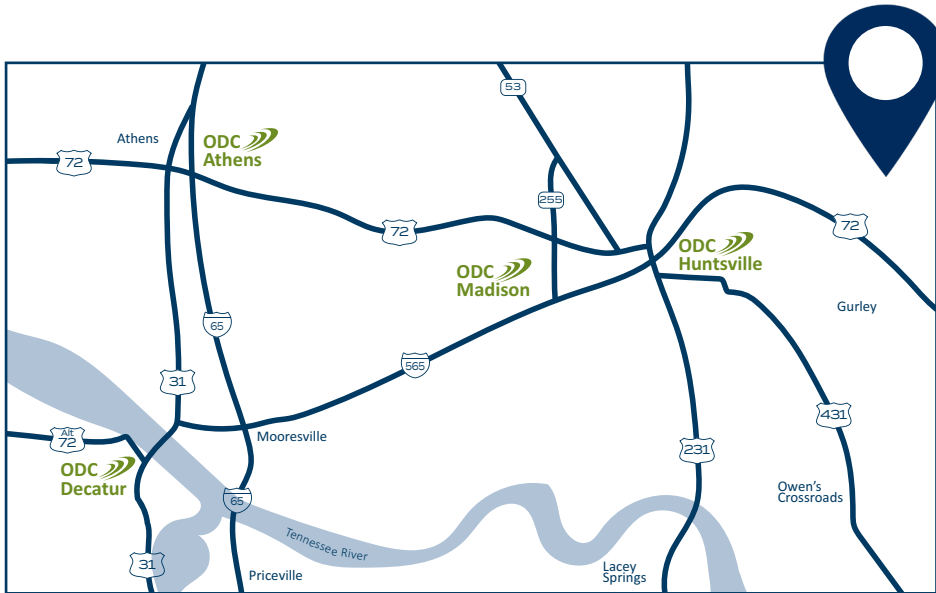
GENERAL CODES

General codes such as dizziness and giddiness need expanded diagnosis codes to specify the auth request.

OUTPATIENT DIAGNOSTIC CENTER



Thank you for choosing Outpatient Diagnostic Center



ODC Huntsville: 115 St. Clair Ave SE **ODC Madison:** 398 Hughes Rd
ODC Decatur: 1811 Beltline Rd SW **ODC Athens:** 22281 US 72 E

| | DECATUR | HUNTSVILLE | MADISON | ATHENS |
|----------------|---------|------------|---------|--------|
| MRI | ● | ● | ● | ● |
| CT | ● | ● | ● | ● |
| Ultrasound | ● | ● | ● | ● |
| 3D Mammography | | ● | ● | ● |
| Bone Density | | ● | ● | ● |
| X-ray | ● | ● | ● | ● |
| Fluoroscopy | | ● | | ● |

Expanded evening and weekend hours available.
Visit www.odcalabama.com to learn more.