

**OUTPATIENT
DIAGNOSTIC
CENTER**



**Medical Imaging
Ordering Guide**


HUNTSVILLE | MADISON | ATHENS | DECATUR



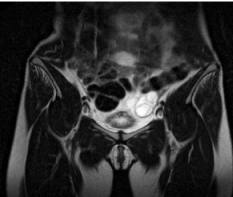

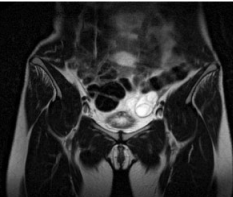
P: 256.534.5600




www.ODAlabama.com



F: 256.532.2420

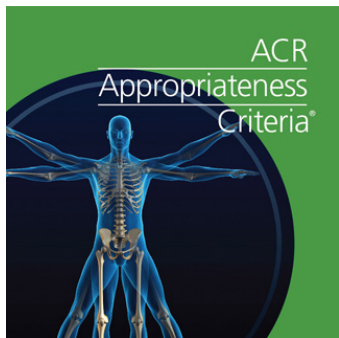
MRI | CT | ULTRASOUND | 3D MAMMOGRAPHY | FLUOROSCOPY | X-RAY | BONE DENSITY

Area of Concern	Body Part	Reason for Exam			Patient Prep	Contrast	Procedure to Pre-Auth	Code
Head 	Brain	Trauma / Stroke / CVA	Alzheimer's	TIA	None	No	MRI Brain w/o contrast	70551
		Mental Status Change	Confusion	Dizziness				
		Memory Loss	Dementia	Headaches				
		Tumor / Mass / Cancer	Vertigo	Bell's Palsy	None	Yes	MRI Brain w & w/o contrast	70553
		Cranial Nerve Lesions	Syrinx	HIV				
		Vascular Lesions (AVM)	Visual Change	Infection				
		Acoustic Neuroma	Elevated Prolactin	Hemorrhage				
		Multiple Sclerosis	Pituitary Lesion	IAC				
	Neurofibromatosis	Hearing Loss	Mass					
	MRA Brain (COW) Cerebral Arteries	Aneurysm, Family hx Aneurysm Hemorrhage	TIA Stroke / CVA	None	No	MRA Brain w/o contrast	70544	
MRV Brain	Venous Thrombosis		None	No	MRV w/o contrast	70544		
Orbits	Trauma			None	No	MRI Orbits/ Face/ Neck w/o	70540	
	Graves Disease	Pseudotumor		None	Yes	MRI Orbits/ Face/ Neck w & w/o contrast	70543	
	Exophthalmos / Proptosis Vascular Lesions (Hemangioma)	Tumor / Mass / Cancer / Mets						
Neck	Infection Pain	Tumor / Mass / Cancer / Mets Vocal Cord Paralysis	None	Yes	MRI Orbits/ Face/ Neck w & w/o contrast	70543		
MRA Neck / Carotids	Stroke / CVA TIA	Bruit Abnormal Doppler or Dizziness	None	Yes	MRA Neck w & w/o contrast	70549		
Chest	Brachial Plexus	Brachial Plexus Injury	Nerve Avulsion	None	Yes	MRI Brachial Plexus w & w/o contrast	71552	

Area of Concern	Body Part	Reason for Exam	Patient Prep	Contrast	Procedure to Pre-Auth	Code	
Abdomen and Pelvis	Abdomen: General	Tumor / Mass / Cancer / Mets Abdominal Pain	None	Yes	MRI Abdomen w & w/o contrast	74183	
	MRA Abdomen	Renal Artery Stenosis Hypertension	None	Yes	MRA Abdomen w & w/o contrast	74185	
	Abdomen: Liver	Post Embolization Hemangioma Hepatoma Hepatitis Cirrhosis Increased LFTs	None	Yes	MRI Abdomen w & w/o contrast	74183	
	MRCP: Biliary	Biliary Obstruction Abnormal Enzymes	NPO 4 Hours	Yes	MRI Abdomen w & w/o contrast	74183	
		Stones		No	MRI Abdomen w/o contrast (MRCP)	74181	
	Renal / Kidneys	Hematuria Renal Mass - Cyst or Solid Transitional Cell Carcinoma of Kidney	Abnormal Finding	None	Yes	MRI Abdomen w & w/o contrast	74183
	Adrenal	Adrenal Mass or Lesion	Pheochromocytoma	None	Yes	MRI Abdomen w & w/o contrast	74183
	Pancreas	Pancreatitis Pancreas Mass Cholangiocarcinoma PSC (Primary Sclerosing Cholangitis)	Increased LFT's Painless Jaundice Ampulla Evaluation	None	Yes	MRI Abdomen w & w/o contrast	74183
	MRA Pelvis	Femoral Arteries		None	Yes	MRA Pelvis w & w/o contrast	72198
	Pelvis Soft Tissue: General	Tumor / Mass / Cancer / Mets Abscess Decubitus Ulcer		None	Yes	MRI Pelvis w & w/o contrast	72197
		Pain Trauma	Tendon Tear Muscle Tear	None	No	MRI Pelvis w/o	72195
	Pelvis Soft Tissue: GYN	Fibroid Adenomyosis Ovarian Mass	Pre-Post Fibroid Embolization Infertility Endometrioma	None	Yes	MRI Pelvis w & w/o contrast	72197


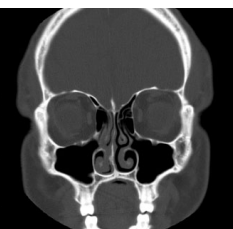


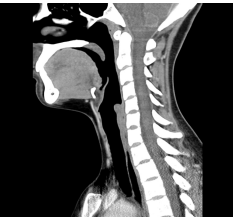
Area of Concern	Body Part	Reason for Exam		Patient Prep	Contrast	Procedure to Pre-Auth	Code
Musculoskeletal	Bony Pelvis	Fracture	Trauma	None	No	MRI --Pelvis w/o contrast	72195
		Pain	Muscle/ Tendon Tear				
		Tumor/ Mass/ Cancer/ Mets					
		Osteomyelitis	Septic Arthritis	None	Yes	MRI Pelvis w & w/o contrast	72197
	Extremity -Non Joint	Stress Fracture	Fracture	None	No	MRI Non Joint Upper Extremity	73218
	Hand	Muscle/Tendon Tear				MRI Non Joint Lower Extremity	73718
	Arm	Abscess	Myositis	None	Yes	MRI --Non Joint w & w/o contrast	
	Humerus	Ulcer	Morton's Neuroma				
	Leg	Fasciitis	Osteomyelitis				
	Femur	Cellulitis	Soft Tissue Tumor/ Mass/ Mets				
	Foot						
	Extremity -Joint	Arthritis	Meniscal Tear	None	No	MRI --Joint w/o contrast	
		Avascular Neucrosis (AVN)	Muscle Tear				
	Upper	Stress Fracture	Ligament Tear				
	Wrist	Internal Derangement	Cartilage Tear				
	Elbow	Pain	Labral Tear				
Shoulder	Ostochondritis Dessicans (OCD)						
	Lower	Abscess	Inflammatory Arthritis	None	Yes	MRI --Joint w & w/o contrast	
	Ankle	Ulcer	Osteomyelitis				
	Knee	Cellulitis	Septic Arthritis				
	Hip	Fasciitis	Tumor/ Mass/ Mets				
		Myositis					
Arthrogram	Joint	Labral Tear		None		FL Shoulder Arthrogram	23350
		<i>Ordered in addition to MRI - Can order CT in conjunction should the patient have contraindications for MRI</i>				FL Hip Arthrogram	27093
						FL Wrist Arthrogram	25246




Area of Concern	Body Part	Reason for Exam	Patient Prep	Contrast	Procedure to Pre-Auth	Code
Musculoskeletal Spine	Spine: Cervical	Arm/ Shoulder/Neck Pain Disc Herniation Numbness Degenerative Disease Radiculopathy	None	No	MRI Cervical Spine w/o contrast	72141
		Multiple Sclerosis Discitis Syrinx Osteomyelitis Myelopathy Tumor/ Mass/ Cancer/ Mets Post-op hx of back surgery	None	Yes	MRI Cervical Spine w & w/o contrast	72156
		Back Pain/Trauma Radiculopathy Degenerative Disc Disease Disc Herniation Compression Fracture - no hx of malignancy	None	No	MRI Thoracic Spine w/o contrast	72146
	Spine: Thoracic	Discitis Multiple Sclerosis Post-op Fusion Myelopathy Osteomyelitis Tumor/ Mass/ Cancer/ Mets Syrinx Post-op hx of back surgery Compression Fracture- w/ hx of malignancy	None	Yes	MRI Thoracic Spine w & w/o contrast	72157
		Back/Leg Pain/Trauma Sciatica Degenerative Disease Spondylolithesis Disc Herniation Spinal Stenosis Radiculopathy Compression Fracture - No hx	None	No	MRI Lumbar Spine w/o contrast	72148
		Discitis Post-Op-Hx of Back Surgery Osteomyelitis Tumor/ Mass/ Cancer / Mets	None	Yes	MRI Lumbar Spine w & w/o contrast	72158
	Spine: Lumbar					





Have a question about what to order?

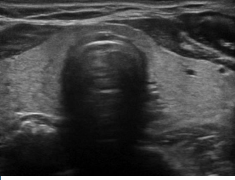


Call to speak with our helpful staff or review the ACR Appropriate Use Criteria at www.acr.org/Clinical-Resources/ACR-Appropriateness-Criteria

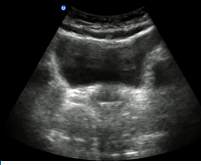
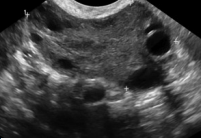
Area of Concern	Body Part	Reason for Exam		Patient Prep	Contrast	Procedure to Pre-Auth	Code
	Brain	Trauma	Hydrocephalus	None	None	CT Head w/o contrast	70450
		Memory Loss/Confusion	TIA				
		CVA	Change in Mental Status				
		Stroke/ Bleed	Shunt Check				
		Alzheimer's	Headaches/Dizziness/Vertigo				
		Mass/ Tumor	Metastatic Staging	NPO 2 Hours	IV Contrast	CT Head w & w/o contrast	70470
		Infection	HIV			(MR Brain may be preferred if patient is able)	
		Meningioma					
	Orbit	Trauma	Foreign Body	None	None	CT Orbits w/o contrast	70480
		Fracture	Bony Abnormalities				
		Graves Disease	Abscess	NPO 2 Hours	IV Contrast	CT Orbits w contrast	70481
		Mass	Cellulitis				
		Pain	Swelling				
	Sinus	Sinusitis	Congestion	None	None	CT Sinus w/o contrast	70486
		Foreign Body	Nasal Polyps				
		Pain	Deviated Septum				
		Sinus Headache					
		Mass		NPO 2 Hours	IV Contrast	CT Sinus w contrast	70487
	Face	Trauma	Fracture	None	None	CT Maxillofacial w/o contrast	70486
		Pain	Bony Abnormalities				
			Tumor/Mass in Face	Infection	NPO 2 Hours	IV Contrast	CT Maxillofacial w contrast
		Swelling	Abscess				
	Temporal Bones	Congenital Hearing Loss	Cholesteatoma	None	None	CT Temporal Bones w/o contrast	70480
		Tinnitus	Mass in Ear				
		Trauma					
	Neck	Focal Mass	Dysphagia	NPO 2 Hours	IV Contrast	CT Soft Tissue Neck w contrast	70491
		Lymphadenopathy	Goiter				
		Infection	Abscess				
		Lymphoma	Esophageal Cancer				
		Salivary Gland Stone		None	None	CT Soft Tissue Neck w/o	70490
Cardiac	Heart	Increased risk for coronary artery disease (CAD)-related events		None	None	CT Calcium Scoring	75571


Area of Concern	Body Part	Reason for Exam			Patient Prep	Contrast	Procedure to Pre-Auth	Code
Abdomen/ Pelvis	Abdomen General (From the Lung Bases to the Iliac Crest)	Abdominal Pain	Trauma		NPO 2 Hours	IV Contrast Oral if BMI <20 or h/o Gastric Bypass	CT Abdomen w contrast	74160
		Abnormal US	Mass					
	Abdomen & Pelvis General (From the Lung Bases to the Pubis)	Neoplasm	Hernia		NPO 2 Hours	IV Contrast Oral if BMI <20 or h/o Gastric Bypass	CT Abdomen and Pelvis w contrast	74177
		Weight Loss	RUQ or LUQ Pain					
	Pelvis General	Abdominal Pain	RLQ & LLQ Pain	Pelvic Pain	NPO 2 Hours	IV Contrast Oral if BMI <20 or h/o Gastric Bypass	CT Pelvis w contrast	72193
		Rectal Bleeding	Bloody Stools	Trauma				
<i>*To evaluate for kidney stones vs appendicitis, order CT Abd/Pel with contrast ONLY*</i>								
Abdominal Detailed	Liver	Appendicitis	Diverticulosis	Diverticulitis	NPO 2 Hours	IV Contrast Oral if BMI <20 or h/o Gastric Bypass	CT Abdomen w contrast	74160
		Nausea / Vomiting / Diarrhea	Hydronephrosis	Hernia				
	Triple Phase Liver	Constipation	Obstruction	IBD	NPO 2 Hours	IV Contrast	CT Abdomen w & w/o contrast	74170
		Renal Transplant	Abnormal US	Weight Loss				
	Renal Stone Stone protocol	Staging for Melanoma	Lymphoma	Carcinoid	None	None	CT Abdomen and Pelvis w/o contrast	74176
		Mass	Neoplasm	Metastasis				
	Renal	Pelvic Pain	Groin Pain		NPO 2 Hours	IV Contrast	CT Abdomen w & w/o contrast	74170
		LLQ or RLQ Pain	Umbilical Hernia					
	CT Urogram	Abnormal Pelvic US	Trauma		NPO 2 Hours	IV Contrast	CT Abdomen and Pelvis w & w/o contrast	74178
		Pelvic or Adnexal Mass	Ovarian Cancer					
	Adrenal	Hemochromatosis	Increased LFTs	Hepatitis	NPO 2 Hours	IV Contrast	CT Abdomen w & w/o contrast	74170
		Abnormal Abd. US	Cirrhosis	Hepatoma				
	Adrenal	Liver Transplant	Jaundice		NPO 2 Hours	IV Contrast	CT Abdomen w & w/o contrast	74170
		Liver Mass	Hemangioma					
	Renal Stone Stone protocol	Hematuria	Renal Stone	Dysuria	None	None	CT Abdomen and Pelvis w/o contrast	74176
		Flank Pain	Low Back Pain	Auria				
	Renal	Urinary Frequency	Prostatitis		NPO 2 Hours	IV Contrast	CT Abdomen w & w/o contrast	74170
		Renal Mass	Abnormal Ultrasound					
	CT Urogram	Hematuria, Bladder Mass	Hx Renal Cancer, Renal Mass		NPO 2 Hours	IV Contrast	CT Abdomen and Pelvis w & w/o contrast	74178
		Abnormal Cystogram	Abnormal Renal US					
	Adrenal	Adrenal Mass			NPO 2 Hours	IV Contrast	CT Abd w & w/o contrast	74170


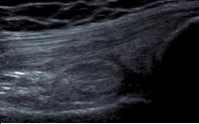
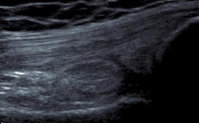
Area of Concern	Body Part	Reason for Exam	Patient Prep	Contrast	Procedure to Pre-Auth	Code		
CT Angiography	CTA Head	Family hx of Intracranial Aneurysm Cerebral Aneurysm	NPO 2 Hours	IV Contrast	CTA Head w & w/o contrast	70496		
	CTA Neck	Carotid Stenosis Occlusion	NPO 2 Hours	IV Contrast	CTA Neck w contrast	70498		
	CTA Chest	Pulmonary Embolus Elevated D Dimer Thoracic Aneurysm	Shortness of Breath Aortic Dissection COVID	NPO 2 Hours	IV Contrast	CTA Chest w contrast	71275	
	CTA Abdomen	Abdominal Aortic Aneurysm Renal Artery Stenosis Trauma Dissection	Renal Artery Aneurysm Post Stent Grafting Mesenteric Ischemia	NPO 2 Hours	IV Contrast	CTA Abdomen w & w/o contrast	74175	
General Chest		Abnormal CXR Pneumonia Lung Lesion Hemoptysis Sarcoidosis Hilar Abnormality Chest Pain	Abscess Cough Pulmonary Nodule Lymphadenopathy Asbestos Exposure Shortness of Breath	NPO 2 Hours	IV Contrast	CT Chest w contrast	71260	
		Lung Nodule Follow up Bony Abnormality Rib Fractures/Trauma	Chronic Cough H/o Chronic Smoking	None	None	CT Chest w/o contrast	71250	
		Hi Resolution Chest	Interstitial Disease Fibrosis Bronchiectasis	COPD /Emphysema Asbestoses	None	None	CT Chest w/o contrast Hi Resolution	71250
		Low Dose CT for Lung Cancer Screening	50-80 years of age Asymptomatic (No signs or symptoms of lung cancer) Have a 20 pack year smoking history	None	None	Low Dose CT Lung Cancer Screening	71271	

Area of Concern	Body Part	Reason for Exam	Patient Prep	Contrast	Procedure to Pre-Auth	Code	
Musculoskeletal	Extremities	Pain Arthritis Fracture	Fusion Malunion	None	None	CT w/o contrast Upper Extremity Lower Extremity	73200 73700
		Infection Tumor/ Mass/ Cancer/ Mets	(MRI more sensitive)	NPO 2 Hours	IV Contrast	CT w/ contrast Upper Extremity Lower Extremity	73201 73701
	Spine	Pain Trauma	Fracture Fusion	None	None	CT w/o contrast Cervical Thoracic Lumbar	72125 72128 72131
		Infection Tumor/ Mass/ Cancer/ Mets	(MRI more sensitive)	NPO 2 Hours	IV Contrast	CT w/ contrast Cervical Thoracic Lumbar	72126 72129 72132
	Pelvis/ Hips Acetabulum	Pain Fracture Mets/Cancer	Arthritis Bone Lesions	None	None	CT Pelvis w/o contrast	72192
		Soft Tissue Mass Tumor/ Mets Abscess	Infection Cellulitis	NPO 2 Hours	IV Contrast	CT Pelvis w/ contrast	72193





	Area of Concern	Body Part	Reason for Exam		Patient Prep	Code	
	Small Parts	Thyroid	Thyroid	Palp Lump Thyroidmegaly (enlarged thyroid)	Swollen Neck/Goiter Elevated TSH	no prep	76536
		Head or Neck	Head or Neck Soft tissue	Palp Lump	Lymphadenopathy	no prep	76536
		Chest	Chest/Superficially	Palp Lump		no prep	76604
	Scrotum w Doppler VASCULAR DUPLEX	Testicles/Inguinal Canal Epididymis/Scrotum Doppler Testicles/Epididymis	Pain- R/O Torsion Palp Lump Infection/Epididymitis/Orchitis	Pain/Swelling/Trauma Enlarged Scrotum	no prep	76870	
	Abdomen	Abdomen	Aorta/IVC/Pancreas/Liver GB/CBD/Kidneys/Spleen	Abdominal Pain Elevated Liver Function Test Nausea/Vomiting/Fever Weight Loss Epigastric Pain	Hepato/Splenomegaly Cirrhosis Jaundice Bloating Palpable Mass	NPO 8 hours	76700
		RUQ /Liver	Pancreas/Liver/GB/CBD Right Kidney	RUQ Pain/Epigastric Pain Elevated Liver Function Tests	Chest Pain Nausea/Vomiting	NPO 8 hours	76705
		Abdomen Limited	Single Organ Abdomen	Splenic Trauma Splenomegaly	LUQ Pain Hernia	NPO 6-8 hrs preferred but not required	76705
	Renal	Kidneys/Bladder	Proteinuria Urinary Frequency/UTI Elevated Creatinine	Flank Pain Dysuria Hematuria	HTN	Drink 24oz of water 1 hour prior to exam and do not empty bladder	76770
	Renal Artery Duplex VASCULAR DUPLEX	Kidneys/Aorta/IVC Doppler Renal/Arcuate Arteries	Uncontrolled Hypertension	Kidney Transplant		NPO 8 hours. Schedule in am to limit gas	93975
	Aorta VASCULAR DUPLEX	IVC/Aorta	Family hx of AAA Elevated Cholesterol	Smoker Back Pain	HTN	NPO 8 hours	76775
	Aorta Screening	IVA/Aorta	Family hx of AAA Men 65-75 who have smoked 100 cigarettes in lifetime.			NPO 8 hours	76706

	Area of Concern	Body Part	Reason for Exam		Patient Prep	Code
	Bladder	Bladder	Urinary Frequency Hematuria Dysuria	Cystitis UTI	Drink 24oz of water 1 hour prior to exam and do not empty bladder	76857
	Pelvic Transvaginal	Uterus/Ovaries/Bladder/Adnexa	Pelvic/RLQ/LLQ Pain Endometriosis/Cyst Menorrhagia Menometrorrhagia Abnormal Uterine Bleeding	Amenorrhea Torsion Post Menopausal Bleeding Dysmenorrhea Fibroids	1 hour prior to exam, start drinking 32oz of water. Finish drinking 45 min prior to exam and do not empty bladder	76856 AND 76830
	Transvaginal	Uterus/Ovaries/Adnexa	Pelvic/RLQ/LLQ Pain Endometriosis/Cyst Menorrhagia Menometrorrhagia Abnormal Uterine Bleeding	Amenorrhea Torsion Post Menopausal Bleeding Dysmenorrhea Fibroids	1 hour prior to exam, start drinking 32oz of water. Finish drinking 45 min prior to exam and do not empty bladder	76830
	Pelvic	Uterus/Ovaries/Bladder/Adnexa	Pelvic/RLQ/LLQ Pain Endometriosis/Cyst Menorrhagia Menometrorrhagia Abnormal Uterine Bleeding	Amenorrhea Torsion Post Menopausal Bleeding Dysmenorrhea Fibroids	Drink 32oz of water 1 hour prior to exam and hold it	76856
Breast/Axilla	Breast Limited	Unilateral Breast (limited)	Nipple Discharge Palp Lump	Focal Pain 6 month f/u Ultrasound	No prep. Performed in lieu of Mammography only in pts <30	76642
	Anatomical Intelligence	Bilateral Breasts	Breast Cancer Screening for Dense Breast Tissue		no prep	76641
	Axilla	Axilla	Palp Lump	Focal Pain	no prep	76881

	Area of Concern	Body Part	Reason for Exam		Patient Prep	Code
Pediatrics 	Pediatric Abdomen	Aorta / IVC / Pancreas / Liver	Abdominal Pain	Hepto / Splenomegaly	6 months or younger– NPO for 4 hrs	76700
		GB / CBD / Kidneys / Spleen	Elevated Liver Function Test	Cirrhosis		
			Nausea/Vomiting/Fever	Jaundice	Older than 6 months– NPO for 8 hrs	
	Pediatric Pelvis	Uterus/Ovaries/Adnexa	Pelvic/RLQ/LLQ Pain	Amenorrhea	Drink water prior to exam (as much as possible but no less than 24oz)	76856
		Endometriosis / Cyst	Torsion			
		Menorrhagia	Polycystic Ovarian Syn.			
		Dysmenorrhea	Menometrorrhagia			
		Abnormal Uterine Bleeding	Fibroids			
	Pediatric Scrotum	Testicles/Inguinal Canal	Infection/Epididymitis/Orchitis	Enlarged Scrotum	no prep	76870
		Epididymis / scrotum	Pain/Swelling/Trauma	Palp Lump		
		Doppler Testicles/Epididymis				
Obstetrics 	Early OB or Follow Up	Uterus/Ovaries/Adnexa/ Fetus	Size and Dates	Bleeding/Cramping	Drink 32oz of water 1 hour prior to exam and hold it	76801
			Viability	Pelvic Pain		
	OB Complete 14 wks +	Uterus/Ovaries/Adnexa/Fetus	Size and Date	Assess Fetal Anatomy	no prep	76805
			Viability			
	Multiple Gestation	Uterus/Ovaries/Adnexa	Size and Dates	Assess Fetal Anatomy	no prep	76810
		Multiple Fetuses	Viability			
	OB limited	Uterus/Ovaries/Adnexa/Fetus	Size and Dates	Assess Fetal Anatomy	no prep	76815
			Viability	Fluid assessment		

	Area of Concern	Body Part	Reason for Exam			Patient Prep	Code
	Carotid VASCULAR DUPLEX	Carotid/Vertebral Arteries	Vision Impairment High Cholesterol Dizziness/ Vertigo	Numbness Diabetes Smoker	HTN Bruit CVA/TIA	no prep	93880
	Venous Lower Ext VASCULAR DUPLEX	Unilateral Leg/Calf Bilateral Leg/Calf	Leg/Calf Swelling or Pain Recent Surgery	Elevated D-dimer DVT		no prep	93971 93970
	Venous Upper Ext VASCULAR DUPLEX	Unilateral Arm/Forearm Bilateral Arm/Forearm	Arm Swelling/Pain Recent Surgery	DVT IV placement		no prep	93971 93970
	ABI(Ankle/Brachial Index) VASCULAR DUPLEX	Ankle and Arm Pressures	Elevated Cholesterol Smoker	PVD Diabetes	HTN	no prep	93922
	Arterial Lower Ext VASCULAR DUPLEX	Unilateral Leg/Calf (ABI included) Bilateral Leg/Calf (ABI included)	Leg Pain/Diabetes Elevated Cholesterol	Claudication Smoker	HTN PVD	no prep	93926 93925
	Arterial Upper Ext VASCULAR DUPLEX	Unilateral Arm Bilateral Arm	Arm Pain Difference in blood pressures (side to side)	Diabetes Smoker		no prep	93931 93930
	Extremity non-vasc	hand/wrist/elbow foot-ankle/knee/thigh/popliteal fossa	Palpable Mass Arthritis	Pain Baker's Cyst		no prep OBTAIN PRIORS	76881
	Extremity non-vasc limited	Any subcutaneous area on an extremity	Palp Lump Pain	Foreign Body Swelling		no prep	76882

NOTE: MSK Ultrasound is currently not offered at any of our locations. Should you have a specific request and need order guidance, Please call 256-534-5600 to speak with an Ultrasound Technologist.

Area of Concern	Body Part	Reason for Exam				Views	Code	
	Head	Skull	Trauma	Fracture	Injury	Foreign Body	Skull Complete MIN 4 views	70260
	Orbit		Trauma	Fracture	Injury	Foreign Body	Eye Orbits Full Series MIN 4 views	70200
	Jaw		Trauma	Fracture	Injury	Foreign Body	Mandible Complete MIN 4 views	70110
	Face		Trauma	Fracture	Injury	Foreign Body	Facial Bone Complete MIN 3 views	70150
	Sinus		Mass	Congestion	Infection		Sinuses Complete MIN 3 views	70220
Chest	Chest		Cough COPD	Chest Pain Shortness of Breath	Asthma	Pneumonia	Chest PA LAT 2 views	71046
	Ribs		Fracture		Injury		Ribs Bilateral MIN 3 views Ribs Unilateral w 1 view chest Ribs Unilateral 2 views	71110 71101 71100
	Spine	Cervical Spine	Pain (Injury/Accident/Chronic) Pain (Radicular) Instability / Spondy			AP and LAT– Odontoid 2-3 views AP, LAT and Obliques 4-5 views AP, LAT, FLEX/EXT 6+ views	72040 72050 72052	
	Thoracic Spine		Pain (Injury/Accident/Chronic)			AP, LAT, and Swimmers view	72072	
	Lumbar Spine		Pain (Injury/Accident/Chronic) Pain (Radicular) Instability / Spondy			AP and LAT /L5-S1 Spot Film 2-3 views AP, LAT and Obliques MIN 4 views AP, LAT, FLEX/EXT MIN 6 views	72100 72110 72114	
Abdomen	KUB	Abdominal Pain Constipation		Nausea Diarrhea	Vomiting	Abdomen 1 view KUB Abdomen 2 views KUB & Upright Acute Abdomen Series - included 1 view chest	74018 74019 74022	
Pelvis	Pelvis	Pain	Trauma or s/p replacement			AP Only 1-2 views	72170	
	Upper Extremity	Clavicle	Pain	Dislocation	Trauma	Fracture	Clavicle Complete	73000
	Shoulder		Pain	Dislocation	Trauma	Fracture	Shoulder MIN 2 views	73030
	Upper Arm		Pain	Dislocation	Trauma	Fracture	Humerus MIN 2 views	73060
	Elbow		Pain	Dislocation	Trauma	Fracture	Elbow 2 views	73070
	Forearm		Pain	Dislocation	Trauma	Fracture	Radius Ulna 2 views	73090
	Wrist		Pain	Dislocation	Trauma	Fracture	Wrist Complete MIN 3 views	73110
	Hand		Pain	Dislocation	Trauma	Fracture	Hand MIN 3 views	73130
	Finger		Pain	Dislocation	Trauma	Fracture	Finger MIN 2 views	73140
	Lower Extremity	Pelvis	Pain	Dislocation	Trauma	Fracture	Pelvis 1 or 2 views	72170
	SI Joints		Pain	Dislocation	Trauma	Fracture	Sacroiliac JT Complete or 3+ views	72202
	Hip		Pain	Dislocation	Trauma	Fracture	Hip Unilateral 3 views	73502
	Thigh		Pain	Dislocation	Trauma	Fracture	Femur MIN 2 views	73552
	Knee		Pain	Dislocation	Trauma	Fracture	Knee 3 views	73562
	Lower Leg		Pain	Dislocation	Trauma	Fracture	Tib Fib 2 views	73590
	Ankle		Pain	Dislocation	Trauma	Fracture	Ankle 3+ views	73610
	Foot		Pain	Dislocation	Trauma	Fracture	Foot Complete MIN 3 views	73630
Toe		Pain	Dislocation	Trauma	Fracture	Toe MIN 2 views	73660	

Mammography Indications & Order Codes:

3D Mammography (Screening) CPT Code: 77067

Baseline (first mammogram) or annual exam for women ages 40+.

3D Mammography (Diagnostic) CPT Codes: 77066 (Bilateral); 77065 (Unilateral)

For patients who have a breast problem such as: recent abnormal screening exam, focal pain, itching, swelling, palpable lump, discharge, etc. Please add ultrasound to affected breast.

If due for annual screening mammogram, order a bilateral diagnostic mammogram and an ultrasound on the breast with the concern.

- < 30: Ultrasound, followed by mammo (as indicated). Order a bilateral diagnostic mammo and an ultrasound. Radiologist may only image one breast.
- Over age 30: Mammo first, followed by ultrasound. Order a bilateral diagnostic mammogram and an ultrasound. Radiologist may only image one breast.

Male Mammography (Diagnostic) CPT Code: 77067

For male patients over 30 experiencing a breast problem such as: focal pain, itching, swelling, palpable lump, discharge, etc.

Bone Density Indications & Order Codes:

DXA axial bones -hip, pelvis and spine (Screening) CPT Code: 77080

- Age 65 or older
- A woman of menopausal age with risk factors
- Someone who breaks a bone after age 50
- A postmenopausal women under 65 with risk factors

Bone Loss Risk Factors:

- Family history
- Inactive lifestyle
- Eating disorders
- Thin/petite build
- Prolonged hormone therapy
- Prolonged steroid use
- Alcohol abuse
- Tobacco abuse
- Low calcium
- Other medications that may cause bone mineral loss below

Medications that may cause bone loss:

- Synthetic Glucocorticoids (Prednisone)
- Prostate Cancer Drugs (Androgen deprivation therapy)
- Depo-Provera (contraception)
- Anti-seizure Drugs (Tegretol®, Dilantin®, Aromasin®)
- Blood Pressure Drugs
- Prostate (enlarged) (Flomax®)
- Breast Cancer Drugs (Armindex®, Femara®, Aromasin®)
- Heartburn Drugs (Prevacid®, Losec®, Pantoloc®, Tecta®, Pariet® and Nexium®)
- Thyroid Hormone Replacement (Synthroid®, Eltroxin®)
- Mood-altering Drugs (Benzodiazepines)
- Diuretics (Lasix®)

Procedure Preparations

MRI

- NO PACEMAKERS or DEFIBRILLATORS
- If patient has any implanted metal or a condition that may be a contraindication for an MRI, please call and speak with a technologist.
- Patient should bring all documentation regarding stents, devices, and implants to the appointment.
- Patient should upload any documentation regarding implants via My Imaging Link prior to the appointment.
- MRCP: Nothing to eat or drink for 6 hours before the procedure.

CT SCAN

Labs are no longer required as we have onsite creatinine capabilities. If patient is on dialysis, they will need this scheduled within 24 hours of their contrasted CT exam.

If the patient is allergic to CT IV contrast media, they should be scheduled at a facility with emergency services (ODC does not provide emergency services).

WITH contrast:

- Patient should arrive 30 minutes before the procedure.
- Patient should not eat 2 hours before the procedure. Small amounts of water are allowed.
- Patient should take personal medications as needed.

WITHOUT contrast:

- Patient should arrive 15 minutes before the procedure.
- Calcium Score exams: No caffeine and no smoking after midnight.

MAMMOGRAMS

- Patient should know the facility where their previous mammograms were completed and bring copies to their appointment.
- Do not wear any deodorant, perfumes, lotions, or powders.
- It is best to wear two-piece clothing.

ULTRASOUND

ABDOMEN (Gallbladder, Liver, Pancreas & Renal Artery)

- Patient should not eat or drink for 6-8 hours before the procedure.
- Patient should not smoke after midnight the night before procedure.

OB (FIRST TRIMESTER) or PELVIC

- Patient should finish 32oz of water one hour before the procedure.
- First trimester OB & pelvic patients MUST have FULL bladder for exam.

RENAL

- Patient should be well hydrated and drink only non-carbonated liquids until the procedure.

Huntsville



High Field 1.5T MRI

Athens



High Field 1.5T MRI

Madison



High Field 1.2T Open MRI

Decatur



High Field 1.5T MRI

Weight Limit

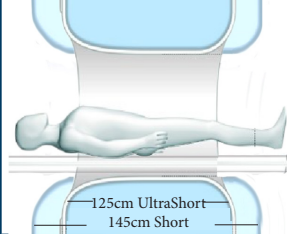
500 pounds

550 pounds

660 pounds

350 pounds

Features



- High field magnet strength produces high quality images
- Wide bore for more patient comfort
- Shorter bore allows head to remain outside for some exams (See graphic to the left)

- High field magnet strength produces high quality images
- Wide bore for more patient comfort
- Ultra-short bore allows head to remain outside for many exams (See graphic to the left)

- High field magnet strength produces high quality images
- Widest patient table (82cm)
- Completely open design provides a less confined exam, ideal for claustrophobic patients

- High field magnet strength produces high quality images
- Wide bore for patient comfort
- Shorter bore allows head to remain outside for some exams (See graphic to the left)

Comfort Benefits

Music, warm blankets, eye covers, ear plugs, pillows, constant contact with a technologist or family member

Authorization Check-list

As a reminder, in addition to complete office notes, a valid order and patient demographics or copy of insurance card is required. A valid order should include: full patient name, patient date of birth, patient phone number, insurance and policy number, provider name, provider signature, diagnosis and exam ordered.

NOTES

Notes should be as comprehensive as possible.

Details outlined in the following sections should be combined for a complete patient note profile.

SYMPTOMS

Always include specific symptoms, even if minor.

EX: unilateral sensory changes, weakness, etc.

SUSPECTED DIAGNOSIS

Indicate if the physician suspects any diagnosis.

If MS is suspected, notes or additional codes are needed due to the survey questions.

RULE-OUT

If trying to rule out a condition, this must be included in the notes provided.

“Rule-out” on the order is not sufficient for authorization.

PAIN MEDICATIONS

Include details on any medications the patient has been prescribed.

PHYSICAL THERAPY

If the patient has completed any physical therapy, provide details of therapy received.

POSSIBILITY OF SURGERY

Indicate if the physician believes there may be a future possibility of needing surgical intervention.

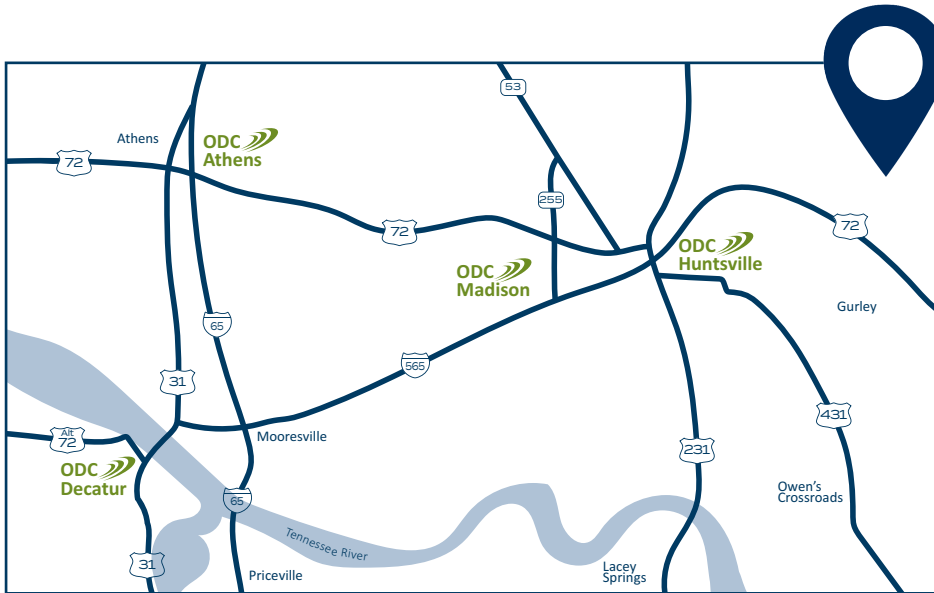
GENERAL CODES

General codes such as dizziness and giddiness need expanded diagnosis codes to specify the auth request.

OUTPATIENT DIAGNOSTIC CENTER



Thank you for choosing Outpatient Diagnostic Center



ODC Huntsville: 115 St. Clair Ave SE **ODC Madison:** 398 Hughes Rd
ODC Decatur: 1811 Beltline Rd SW **ODC Athens:** 22281 US 72 E

	DECATUR	HUNTSVILLE	MADISON	ATHENS
MRI	●	●	●	●
CT	●	●	●	●
Ultrasound	●	●	●	●
3D Mammography	●	●	●	●
Bone Density		●	●	●
X-ray	●	●	●	●
Fluoroscopy		●		

Expanded evening and weekend hours available.
Visit www.odcalabama.com to learn more.